



E Class

CABINET SYSTEMS

COOPER B-Line

E Class Cabinet System



Kalkenstraat 91-93 B-8800 Roeselare (Roulers) - Belgium

Tel. +32(0)51/25.06.10 Fax +32(0)51/24.02.57

Email: edp@eldeco.be website: www.rack19.be or www.eldeco.be or www.eldeco-edp.eu

Introducing the "E Class" Cabinet System

Why Ultima E?

The E Class is the new generation of enclosure, providing a high integrity environmental enclosure for industrial and office environments.

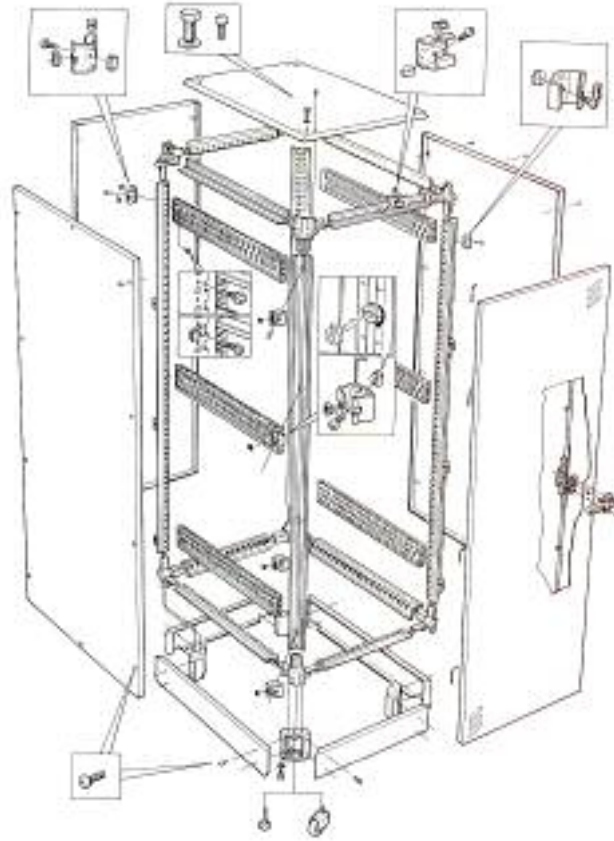
This dynamic new product from the B-line stable offers a choice of IP rated (IP is the means of describing resistance to dust and water ingress consistent with international standards), or EMC rated (Electro Magnetic Compatibility i.e. a means of shielding against unwanted interference, either entering or exiting the unit) enclosures at competitive prices for use in electrical, electronic, telecom or datacom fields. E-Class is particularly suited for use in the motor control and industrial automation industries offering a clean internal environment irrespective of factory conditions.

The unique design incorporates a bolt together skeleton framework of immense strength which offers a safe working load (SWL) of 750kg, which is far higher than comparable units on today's market. This is due to the ingenious corner design which quite literally pulls the corner into the highly complex roll formed section as the fixings are tightened.

The section design ensures that all external fixings for mounting panels, doors etc. are outside of the seal area which prevents water and dust ingress through the fixing positions. Similarly, the multi-point locking system is also outside the seal.

Internally, the framework is designed with all main fixings on a 25mm pitch together with immediate fixings on a half pitch i.e. 12.5mm with a choice of cage nut or self-tapping fixings being available.

The rolled section is formed from an IZ (iron zinc) coated steel which gives primary protection. This process is followed by an epoxy polyester powder coating which provides a hard wearing surface and affords superb resistance to corrosion.



Ultima E Class

Material and Technical Specifications

Material

Frame Members:

1.2mm Z coated steel

Corners: Zinc die casting

Panels: 1.5mm steel

Electrical Mounting Plate: 3mm

Plinth: 3mm and 1.5mm

Colours

All component coated with phosphate wash followed by epoxy polyester powder paint.

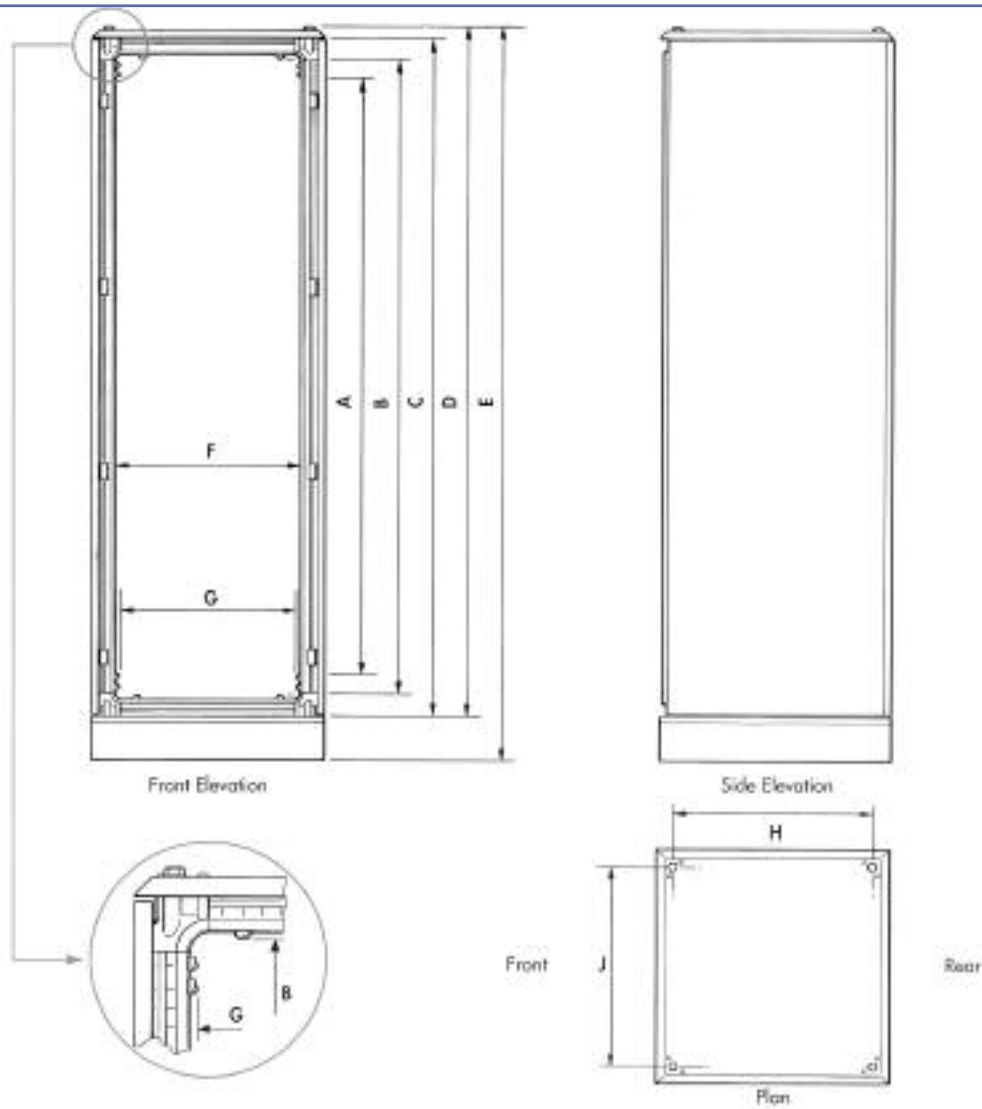
Frame, top, plinth components, gland plates and handle in NCS 4502-Y - mid grey texture.

Panels and painted internal accessories in NCS 1502-Y - Light grey texture

Customising Options

E-Class has been designed to eliminate the need to produce many of the "one off's" that are often required in the industry by being a modular product with a wide range of accessories. However as a new product line we will be increasing the number of available sizes and accessories over the coming months so please contact the Sales Office at the factory or a sales engineer for advice if what you see does not match your particular requirements. Typical variations, subject to economic manufacturing quantities, are:

- Diverse heights, widths and depths
- Alternative colours
- Customised punching, drilling
- Cooling products
- Screen printing
- Wiring



Dimensions

Height	Dim A mm	Dim B mm	Dim C mm	Dim D mm	Dim E mm
1.8m	1561	1670	1754	1806	1906
2.0m	1761	1870	1954	2006	2106
2.2m	1961	2070	2154	2206	2306

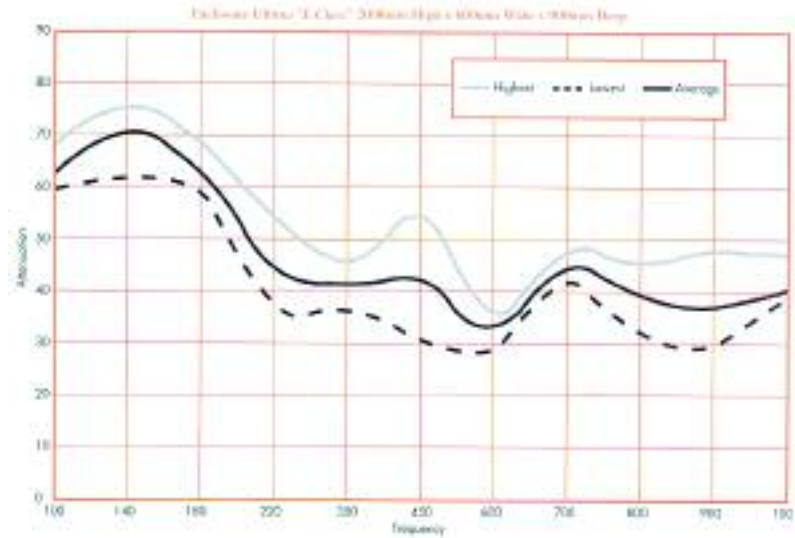
Depth	Dim A mm	Dim B mm	Dim C mm	Dim D mm
600	487	470	513	513
800	687	670	713	713

E-Class is available in these sizes

Height	Overall Width (mm)	Overall Depth (mm)	Internal Height (mm)	U Height *(1)	U Height *(2)
1.8m	600	600	1687	38	35
1.8m	600	800	1687	38	35
1.8m	800	600	1687	38	35
1.8m	800	800	1687	38	35
2.0m	600	600	1887	42	39
2.0m	600	800	1887	42	39
2.0m	800	600	1887	42	39
2.0m	800	800	1887	42	39
2.2m	600	600	2087	47	44
2.2m	600	800	2087	47	44
2.2m	800	600	2087	47	44
2.2m	800	800	2087	47	44

Electro Magnetic Capability

E-Class was designed from the outset on the basis of a high performance EMC rating. The graph shows a typical performance of the enclosure before equipment is mounted. The installation of any equipment will require various apertures in the enclosure and these combined with the fixed apparatus will change the original characteristics of the enclosure. The contact of doors and panels to the frame is achieved by a loaded elastomer gasket fitted to the frame. This gasket can be removed quite easily whilst working on the enclosure and refitted on completion thus avoiding any possibility of damage. All panels on the EMC version of E-Classes are manufactured from high grade pre-galvanised steel to ensure a long, trouble-free life. Before ordering E-Class products please refer to the under-mentioned guide. If in doubt, please contact our sales office or one of our sales engineers.



Electro Magnetic Capability Graph


Order Code Procedure

To order your E-Class rack simply choose the most relevant size from the table below and order as follows:

EE / 2 / 18 / 8 / 6 / A

Section 1	Section 2	Section 3	Section 4	Section 5	Section 6
EE denotes E Class rack	2 denotes IP rack 4 denotes EMC rack	denotes first two digits of height	denotes first digit of width	denotes first digit of depth	A represents frame : front steel door, top cover, full height mounting plate, bottom gland plate B represents frame : front steel door, rear steel door, side panels (pair) top cover and earth kit. C represents as B but without side panels D represents as B but rear panel not door E represents as C but rear panel not door R represents rack frame only


Accessories



19" Fixing Rails

19" Fixing rails supplied in pairs with universal punching centres and accessory mounting positions.

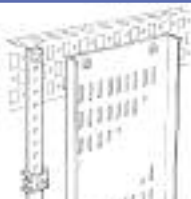
Rack Height	Order Code
1.8m	PMA/18/EPZ
2.0m	PMA/20/EPZ
2.2m	PMA/22/EPZ



Gland Plates

Gland plate sets offer the option of easily removing one or more gland plates to be effortlessly punched or drilled (Note: these do not offer IP55 rating unless outer panel is fitted)

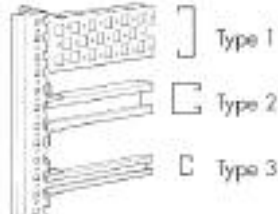
Order Code [Contact Sales Office](#)



Earth Bars

Earth bars are available in 1 and 2m lengths and can be supplied with 5 earth clamps. Additional clamps can be supplied in packs of 20. Cable trays are supplied to suit 1.8, 2 and 2.2m heights in 75 and 150mm widths.


Rack Height	Order Code
1m	EB/1
2m	EB/2
Clamps/20	EB/L/20



Cross Members

Three types of front to rear or side to side members are available. Type 1 has an array of holes to take cage nuts or self-tapping screws, offering fixing positions every 12.5/25mm. Type 2 - Heavy duty channel offers a continuous slot and spring nut arrangement to give a totally universal fixing format. Type 3 - a light duty channel and spring nut arrangement affording easy fixing of such items as heaters, switches and din mounting rails. All supplied individually. Sizes indicate width or depth of rack.

Sizes	Width/depth	Order Code
Type 1	600mm	SM1/6
	800mm	SM1/8
Type 2	600mm	SM2/6
	800mm	SM2/8
Type 3	600mm	SM3/6
	800mm	SM3/8



Chassis Runners

Chassis runners afford support while fitting heavy equipment

390mm	Order Code: CR39
450mm	Order Code: CR45
580mm	Order Code: CR58
620mm	Order Code: CR62



IP54 Vents

IP54 vents are available in three sizes or can be supplied with fans for induction or exhaust.

Order Code [Contact Sales Office](#)



Electrical Mounting Plates

Electrical mounting plates available in 0.6 and 1m high plus heights to suit 1.8, 2 and 2.2m enclosures.

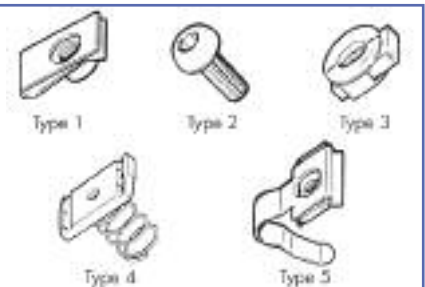
Rack Height	600mm wide	800mm wide
0.6m	MP/6/6	MP/6/8
1.0m	MP/10/6	MP/10/8
1.8m	MP/18/6	MP/18/8
2.0m	MP/20/6	MP/20/8
2.2m	MP/22/6	MP/22/8



Shelves

Various shelf options are available to suit light and heavy duty applications.

Order Code [Contact Sales Office](#)



Fixings

Various fixings are available, specially dedicated to the E-Class. All in packs of 20 or 100.

Type	Order Code	
	Width/depth	Order Code
Type 1	FK1/2	FK1/10
Type 2	FK2/2	FK2/10
Type 3	FK3/2	FK3/10
Type 4	FK4/2	FK4/10
Type 5	FK5/2	FK5/10



Side Panels

Screw fixed side panels are manufactured in 1.5mm steel

Rack Height	600mm wide	800mm wide
1.8m	*SP/2/18/6	*SP/2/18/8
2.0m	*SP/2/20/6	*SP/2/20/8
2.2m	*SP/2/22/6	*SP/2/22/8

* note '2' in order code denotes IP



Steel Doors

Steel doors produced in 1.5mm material fit both front and rear faces and are supplied with a multi-point locking system and die cast handle with security key. If an alternative lock system is required please contact the sales office. Note that doors are hinged normally on the left side but are easily changed to the opposite hand.

Rack Height	600mm wide	800mm wide
1.8m	*SP/2/18/6	*SP/2/18/8
2.0m	*SP/2/20/6	*SP/2/20/8
2.2m	*SP/2/22/6	*SP/2/22/8



Rear Panels

Screw fixed rear panels are produced in 1.5mm material and can also be fitted to the front if only limited access is required.

Rack Height	600mm wide	800mm wide
1.8m	*SP/2/18/6	*SP/2/18/8
2.0m	*SP/2/20/6	*SP/2/20/8
2.2m	*SP/2/22/6	*SP/2/22/8



Plinth Trim Kits

Plinth trim kits are individually removable in order to allow cable access from any side and offer a mechanical gland fixing position.

Plan Size	Order Code
6x6	PK/6/6
6x8 & 8x6	PK/6/8
8x8	PK/8/8



Plinth Corners

Plinth corners are offered as a set of four and accept either castors or adjustable feet with all fixings accessible from outside the rack.

Order Code PC



M12 Adjustable Feet

M12 adjustable feet are supplied as a kit of four and can be fixed directly to the corners of the enclosure or fitted to the plinth corners.

Order Code J



Heavy Duty Castors

Very heavy duty castors have M12 fixings and can be screwed directly into corner castings or plinth corners. Weight limit 350kg per castor.

Order Code CA



M12 Lifting Eyes

Four M12 lifting eyes, which are screwed directly into each corner casting, can be supplied with an individual loading of 400kg. (A vector lift would reduce the load)

Order Code EB



PDU's

A wide range of power distribution units are available to castor for UK, German, Australian, USA, French and IEC sockets.

Order Code Contact Sales Office