

**EC<sup>2</sup>**

**CABINET SYSTEM**



**COOPER B-Line**

EC<sup>2</sup> Wallbox Cabinet System



Kalkenstraat 91-93 B-8800 Roeselare (Roulers) - Belgium  
Tel. +32(0)51/25.06.10 Fax +32(0)51/24.02.57

Email: [edp@eldeco.be](mailto:edp@eldeco.be) website: [www.rack19.be](http://www.rack19.be) or [www.eldeco.be](http://www.eldeco.be) or [www.eldeco-edp.eu](http://www.eldeco-edp.eu)

# The EC<sup>2</sup> Wallbox

## EC<sup>2</sup> Wall Box

New from Cooper B-Line comes an improved and enhanced range of wallboxes designed to meet the demands of today's market. The new design incorporates a range of features that make the product perfect for housing cabling infrastructures as well as active network and telecom equipment.

Designed with single person installation in mind, each unit is supplied fully assembled. Units can also be supplied flat packed upon request. Easy mount brackets allow the cabinet to be hung in position before being securely bolted to the wall.

The key locking fully glazed door incorporates quick release hinges for easy door removal. The hinge design also allows the door to be easily changed from left hand to right hand hinged. Optional plain steel doors are also available upon request. The design also incorporates removable key locking side panels and a screw fixed rear panel as standard. Internally each cabinet comes with two pairs of fully adjustable 19" mounting rails with each rail incorporating unit height markings.

Cable entry into the EC<sup>2</sup> wallbox is via gland plated slots, positioned towards the rear of the top and bottom panel. The top and bottom panels also incorporate ventilation slots designed to allow fans to be bolted inside the cabinet for forced ventilation.

The EC<sup>2</sup> wall box comes in 6U, 9U, 12U, 15U, and 18U heights. The product is painted standard light grey NCS 1502-Y with other options available upon request.



wallbox full assembled



removable side panels

## EC<sup>2</sup> Wallbox Solution


- Networking/Cabling
- 19" Equipment Housing
- Communications Systems
- IT Systems

## EC<sup>2</sup> Wall Box Benefits

- Lockable, aesthetic glass door with Quick release hinges for easy removal
- Fully Adjustable 19" mounting angles
- Door can be hinged left or right
- Lockable, removable side panels
- Fast easy installation by single operator



easy all round access



adjustable mounting angles

# Accessories



earthing kit

## EC<sup>2</sup> Wallbox Earth Kit

- ECAWBEB comprises of earth leads and fixings to earth bond the cabinet
- ECAWBEB comprises of earth bar and bar fixings to allow active equipment or patching to be easily bonded to the buildings main earth

Description	Part Number
EC <sup>2</sup> Wallbox Earth Kit	ECAWBEB
EC <sup>2</sup> Wallbox Horizontal Earth Bar Assembly	ECAWBEB
Earth Bar Clamps – Pack of 20	EBL20




19" front panelrunners

## 19" Front Panels

Material and finish: Satin anodised aluminium or Painted Steel in either Light Grey NCS 1502-Y or Black RAL 9005

Description	Part Number		
	Aluminium	Grey	Black
Front Panel 1U	PPA1	PPS1	PPS1B
Front Panel 2U	PPA2	PPS2	PPS2B
Front Panel 3U	PPA3	PPS3	PPS3B
Front Panel 6U	PPA6	PPS6	PPS6B



cantilever shelves

## Cantilever Shelves

Fit to front face of 19" mounting angles, with angles set at standard 19" width. Ideal for modems, hubs or other networking equipment.

- Made from 1.5mm mild steel. Light grey or black finish
- Load rating 35kg (Uniformly Distributed)

Description	Height 'U'	Depth	Part Number
19" Front Mounted - Grey	1	190mm	MS19
19" Front Mounted - Grey	2	400mm	MS40
19" Front Mounted - Grey	3	400mm	MS403
19" Front Mounted - Black	1	190mm	MS19B
19" Front Mounted - Black	2	400mm	MS40B
19" Front Mounted - Black	3	400mm	MS403B



Fan Kit

## EC<sup>2</sup> Fan Kit

Thermal management within 19" wall boxes has always proved challenging. The EC\_ range provides effective natural convection via the strategically positioned ventilation cutouts included in the top and bottom panels.

Where forced cooling is necessary the unit has been designed to accept the fitting of pre wired Fan Kit which simply mounts under the ventilation cutouts.

Each kit comprises of 2 x 120mm Fans, 2 x Finger Guards, 1 x Terminated Power Connection Bracket and 1 x Fixing Pack. Unit requires.

Description	Order Code		Retro Fit Kit
	Fitted Top	Fitted Bottom	
230v A/C Fan Kit	ECFKT230	ECFKB230	ECFK230
110v A/C Fan Kit	ECFKT110	ECFKB110	ECFK110
Fan lead IEC 320 to BS1363 UK Plug		AFTL	
Fan lead IEC320 to IEC 320		AFTLIEC	
Fan lead IEC 320 to Schuko		FTLSCH	



## Cable Management Panels

Description	Part Number
Jumper ring panel 1U	JRP1-60D
Jumper ring panel 2U	JRP2-60D

## Standard Cable Ties

- Manufactured from Halogen Free Nylon and finished in Mid Grey
- Fits directly to 19" panel mounts
- Single hole fixing
- Hinged gate clip action
- Multiple mounting positions
- Approximate overall dimensions
- Manufactured from Halogen Free Nylon and finished in Mid Grey
- Similar to CTS and CTL but allows the hoop to be opened fully.
- Fits directly to 19" panel mounts
- Single hole fixing
- Multiple mounting positions
- Approximate overall dimensions

Description	Size	Part Number
Cable tidy - small	80mm x 40 x 26mm	CTS
Cable tidy - large	120mm x 60mm x 28mm	CTL
Flexible cable tidy - Size 1	62mm x 42mm x 22mm	CGCT1
Flexible cable tidy - Size 2	82mm x 42mm x 22mm	CGCT2
Flexible cable tidy - Size 3	75mm x 75mm x 22mm	CGCT3
Flexible cable tidy - Size 4	122mm x 62mm x 22mm	CGCT4

## Horizontal Power Management

Horizontal Mounting PDU's are fitted either to the front, rear or both 19" mounting rails

### Benefits

- Suitable for horizontal applications
- Integral 19" mounting brackets
- Robust all aluminium housing
- Shrouded switch
- 3 metre input lead terminated with a BS1363 plug fused at 13A
- 2U of rack space is required for horizontal units when fitted to the front 19" mountings
- Unit overall rating 13A, 250V

Description	Part Number
4 Way BS1363 Horizontal Mounting PDU - Switched 13 AMP	PSH04DC21SN3DB
5 Way BS1363 Horizontal Mounting PDU - Switched 13 AMP	PSH05DC21SN3DB
6 Way BS1363 Horizontal Mounting PDU - Switched 13 AMP	PSH06DC21SN3DB
4 Way BS1363 Horizontal Mounting PDU with sockets at 45 degrees - Switched 13 AMP	PSH04DR21SN3DB
5 Way BS1363 Horizontal Mounting PDU with sockets at 45 degrees - Switched 13 AMP	PSH05DR21SN3DB
4 Way IEC320 Horizontal Mounting PDU - Non switched 13 AMP	PSH04IC21SN3DB
6 Way IEC320 Horizontal Mounting PDU - Non switched 13 AMP	PSH06IC21SN3DB
8 Way IEC320 Horizontal Mounting PDU - Non switched 13 AMP	PSH08IC21SN3DB

Please note that the standard PDU's above have a switched input with a cable length of 3m. If you have any PDU requirements in addition to the ones shown above, please contact our Customer Services team who will be happy to arrange a quotation.



cable management panels



plastic cable tidy



CGCT series cable tidy

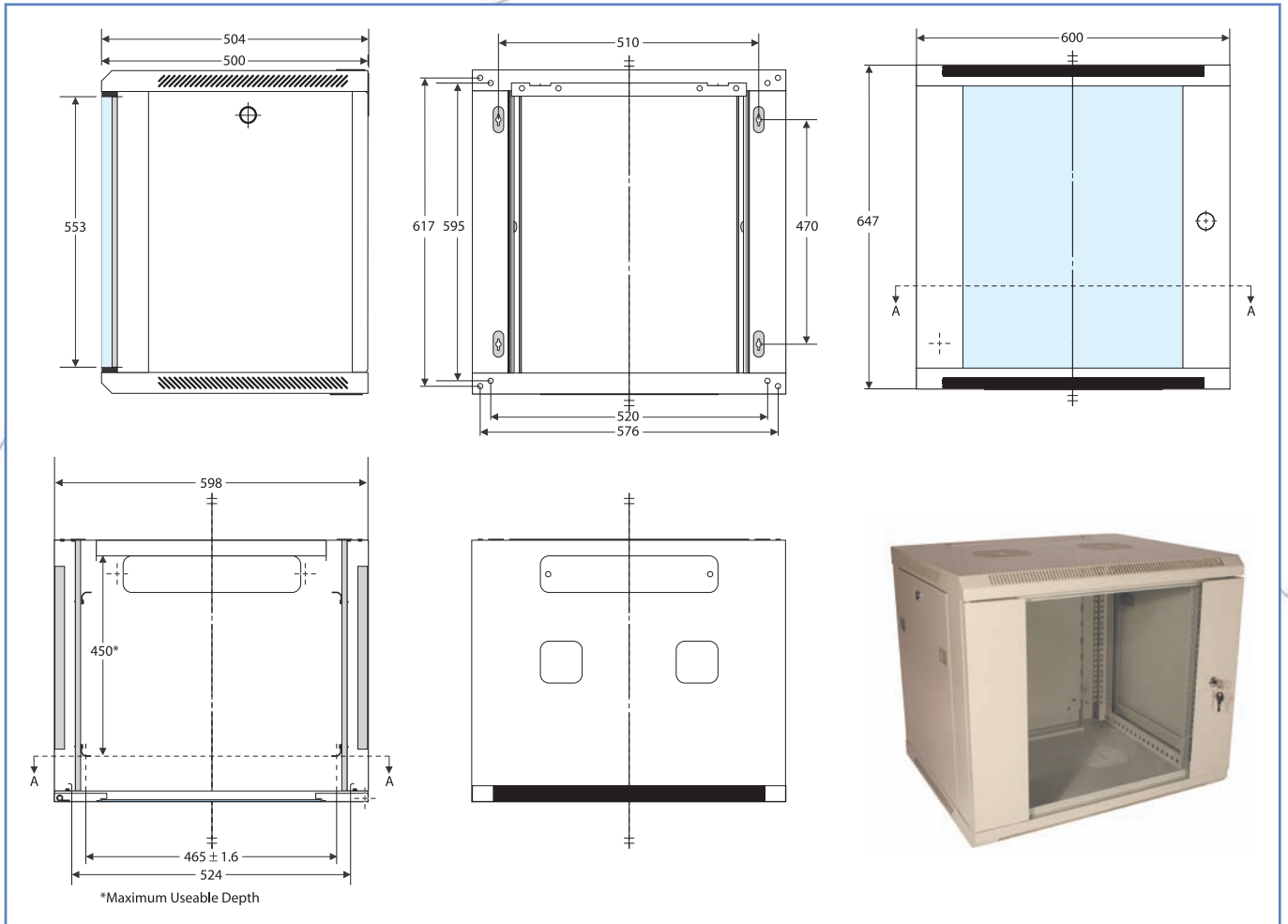


Horizontal PDU



PDU switch

# Technical Specification



## EC<sup>2</sup> Wall Box Technical Specification

IP Rating IP20

Weight Loading Capacity 30kg evenly distributed

### Finish

Frame and Panels Light Grey NCS 1502-Y

Plated Components Zinc plate & Trivalent Passivate (RoHS compliant)

Part No	Unit Height	Height	Width	Depth	Weight
WB6-500SG-CS	6U	380.3mm	600mm	500mm	21kg
WB9-500SG-CS	9U	513.7mm	600mm	500mm	25kg
WB12-500SG-CS	12U	647.0mm	600mm	500mm	28kg
WB15-500SG-CS	15U	780.4mm	600mm	500mm	33kg
WB18-500SG-CS	18U	913.7mm	600mm	500mm	37kg

market sectors  
in receipt  
of our

# enclosures

Banking/Finance

Industry

Communications

Telecoms

Broadcast


Retail

Air Traffic Control

Computer Networking

Transportation

Local Distributor



EC2CAT07



Kalkenstraat 91-93 B-8800 Roeselare (Roulers) - Belgium

Tel. +32(0)51/25.06.10 Fax +32(0)51/24.02.57

Email: [edp@eldeco.be](mailto:edp@eldeco.be) website: [www.rack19.be](http://www.rack19.be) or [www.eldeco.be](http://www.eldeco.be) or [www.eldeco-edp.eu](http://www.eldeco-edp.eu)

 willsher&quick



FM 23684